

Kindergarten IT Program



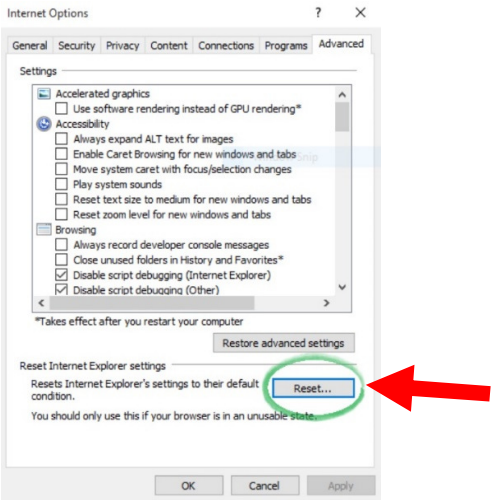
Tip – How to do basic browser housekeeping?

Why do you need to do basic browser housekeeping?
In order to prevent browser hijacking by ads, spams and re-directs, we encourage you to reset your web browser often.

Please Note: After you reset your browser, all your saved password will be gone. Please make sure you record your password somewhere else safely.

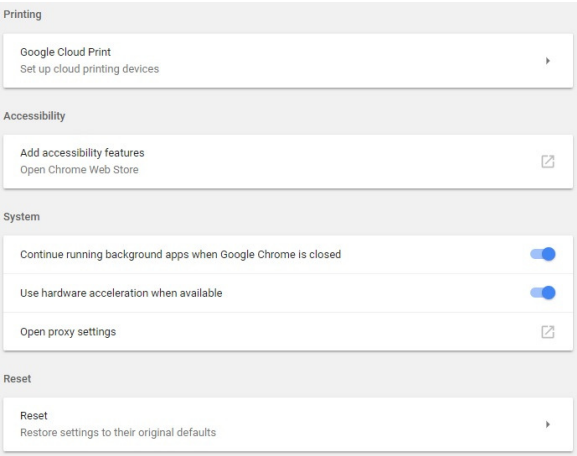
Reset Internet Explorer

Click on **Tools** and select **Internet Options**.
Click on the **Advanced** tab.
Click on the **Reset** button.



Reset Chrome

Click on **Customize and control Google Chrome** button.
Click on **Settings**.
Click on **Advanced** Settings.
Click on the **Reset** settings button.

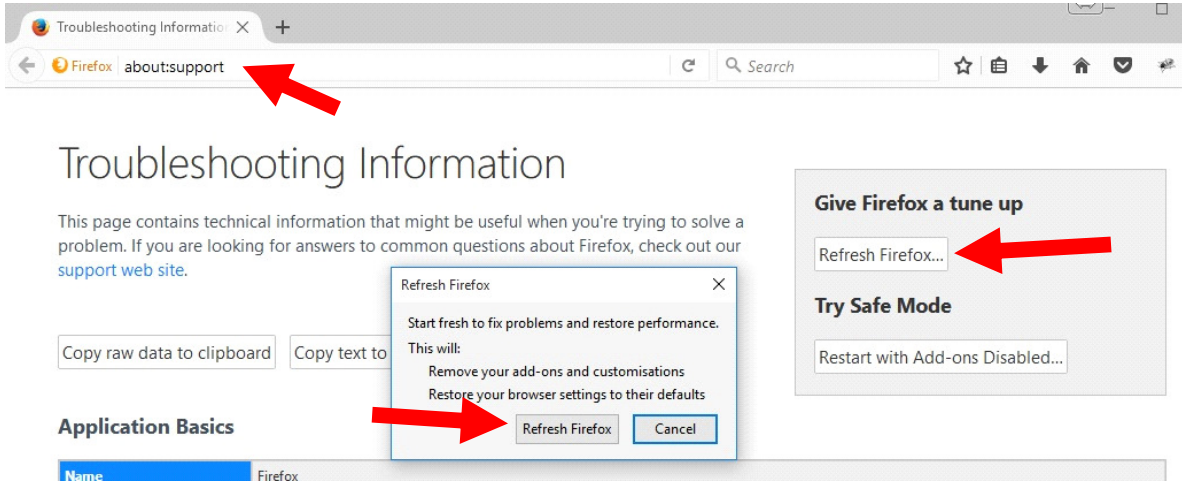


Kindergarten IT Program



Reset Firefox

In the address bar of the FireFox type in **about:support** and hit Enter.
Click **Refresh Firefox...** button.
A window will appear showing the details of this action.
Click **Refresh Firefox** button.



Clear website data in Safari

Click on **Safari** tab and select **Preferences...**
Click **Privacy** tab.
Click **Manage Website Data...**
Click on **Remove All**.

