

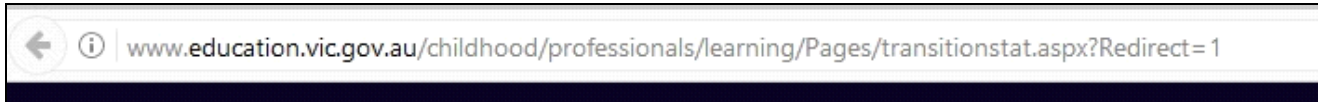
Kindergarten IT Program



Tip – How to navigate to and download the electronic transition statement?

1. Copy and paste the following URL into your address bar at top left hand corner of your web browser, and then press Enter:

<http://www.education.vic.gov.au/childhood/professionals/learning/Pages/transitionstat.aspx>



2. Make sure you arrive at "Transition Learning and Development Statement" webpage.

Making a Difference for Young Gifted and Talented Children

Transition to school

Transition Learning and Development Statement



Privacy and information

Transition Learning and Development Statement

A child's transition learning and development statement summarises their start school and identifies their individual approaches to learning.

3. Scroll down until you find the Electronic Transition Statement. There are two versions:

of the electronic statement below.

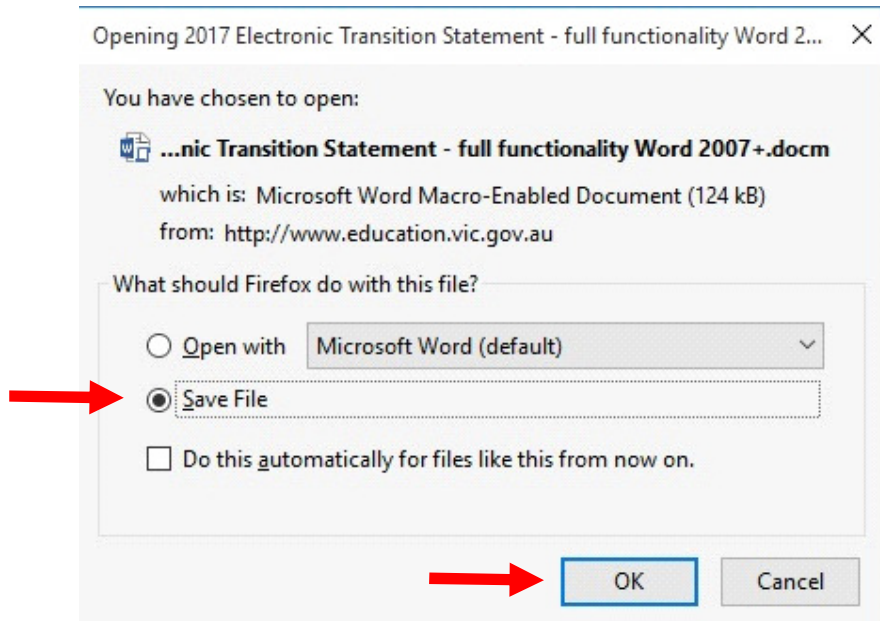
-  [Electronic Transition Statement – full functionality \(for Word 2007 or higher\) \(docm - 124.12kb\)](#)
-  [Electronic Transition Statement - reduced functionality \(pre 2007 Word\) \(docm - 82.98kb\)](#)

A step-by-step guide to completing the electronic Transition Statement is provided to help

Kindergarten IT Program



- Click on either Full functionality or Reduced functionality statement according to the software you use. Then, click "Save File" and then OK.



- Browse to your "Downloads" folder and locate the electronic transition statement you just downloaded. Double click to open it.

